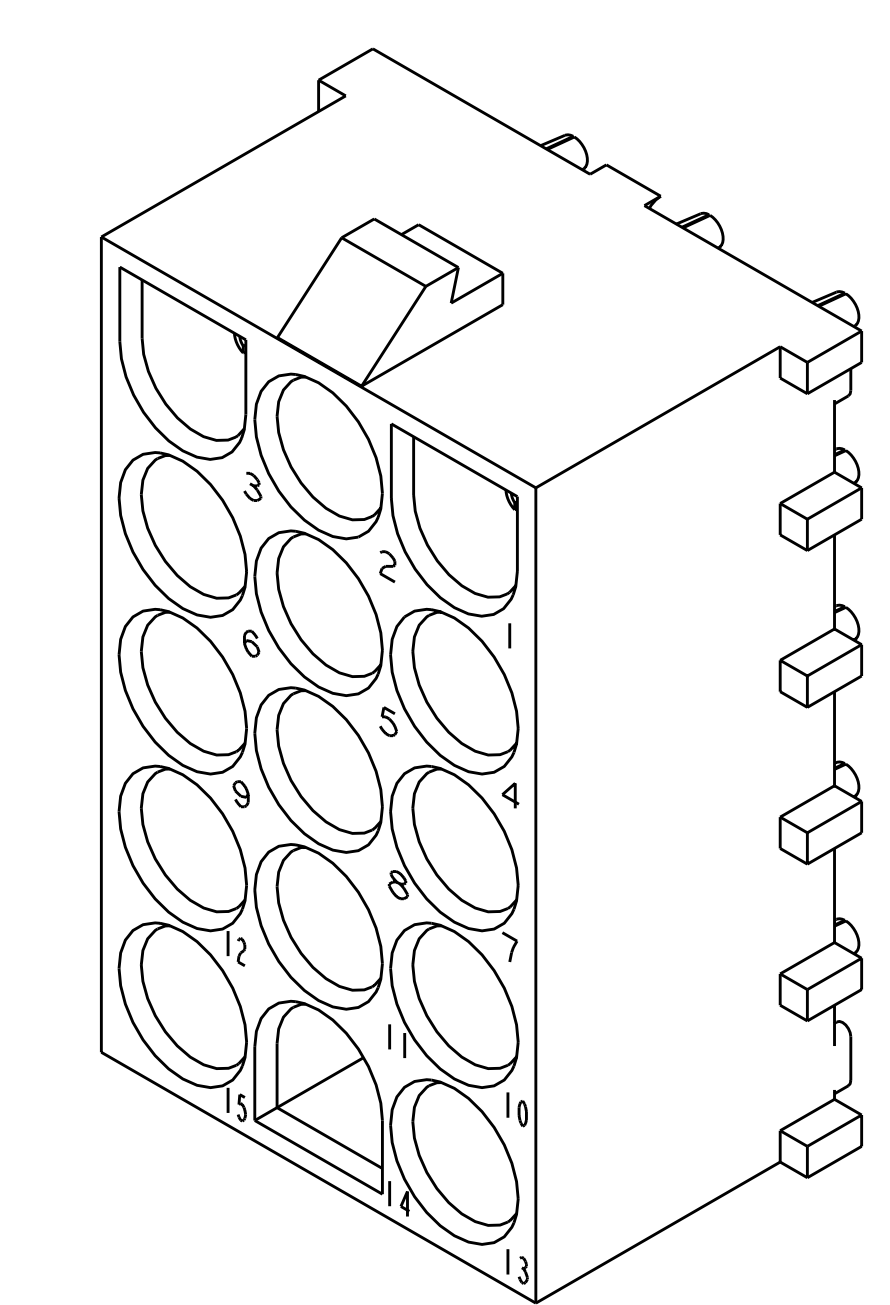
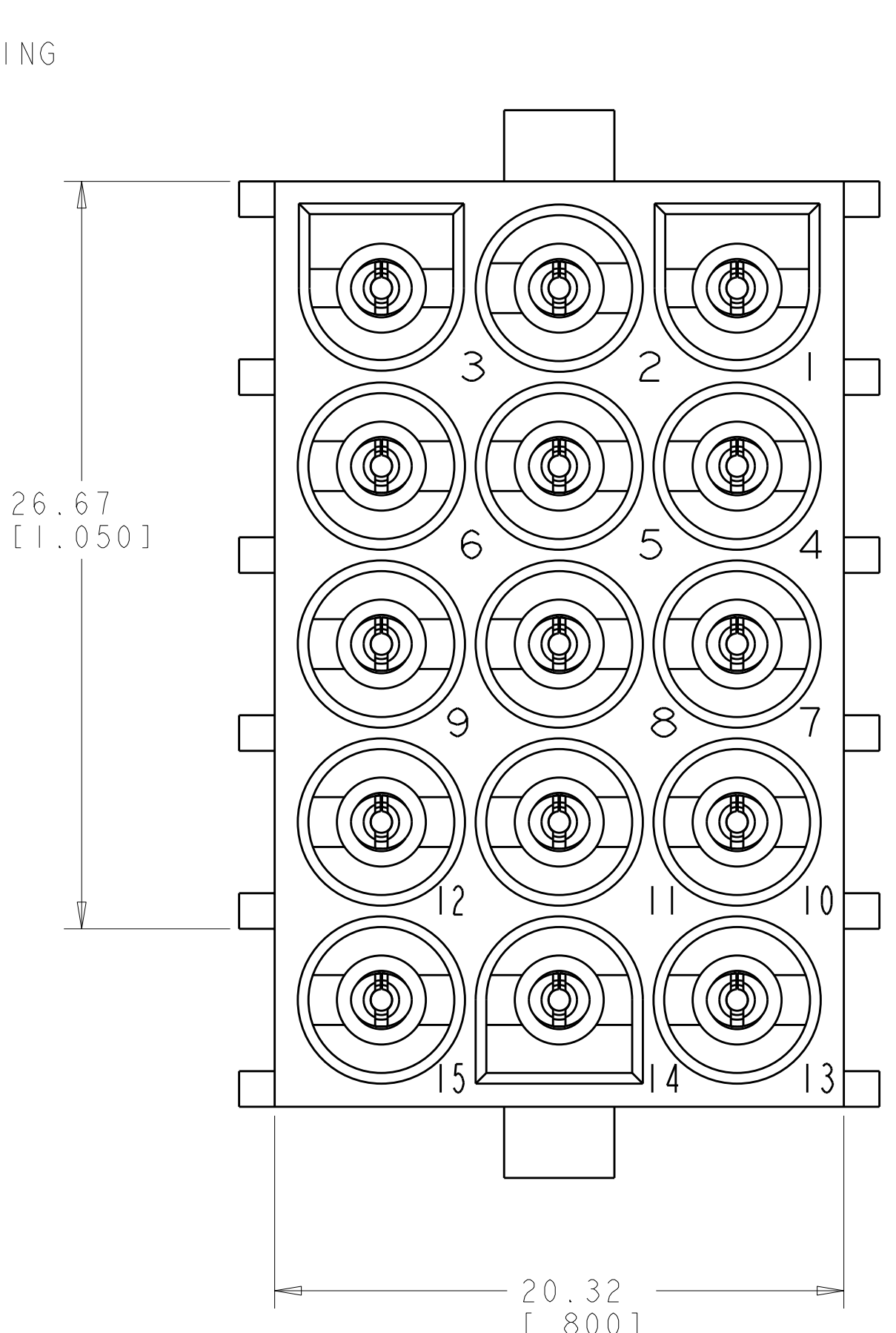
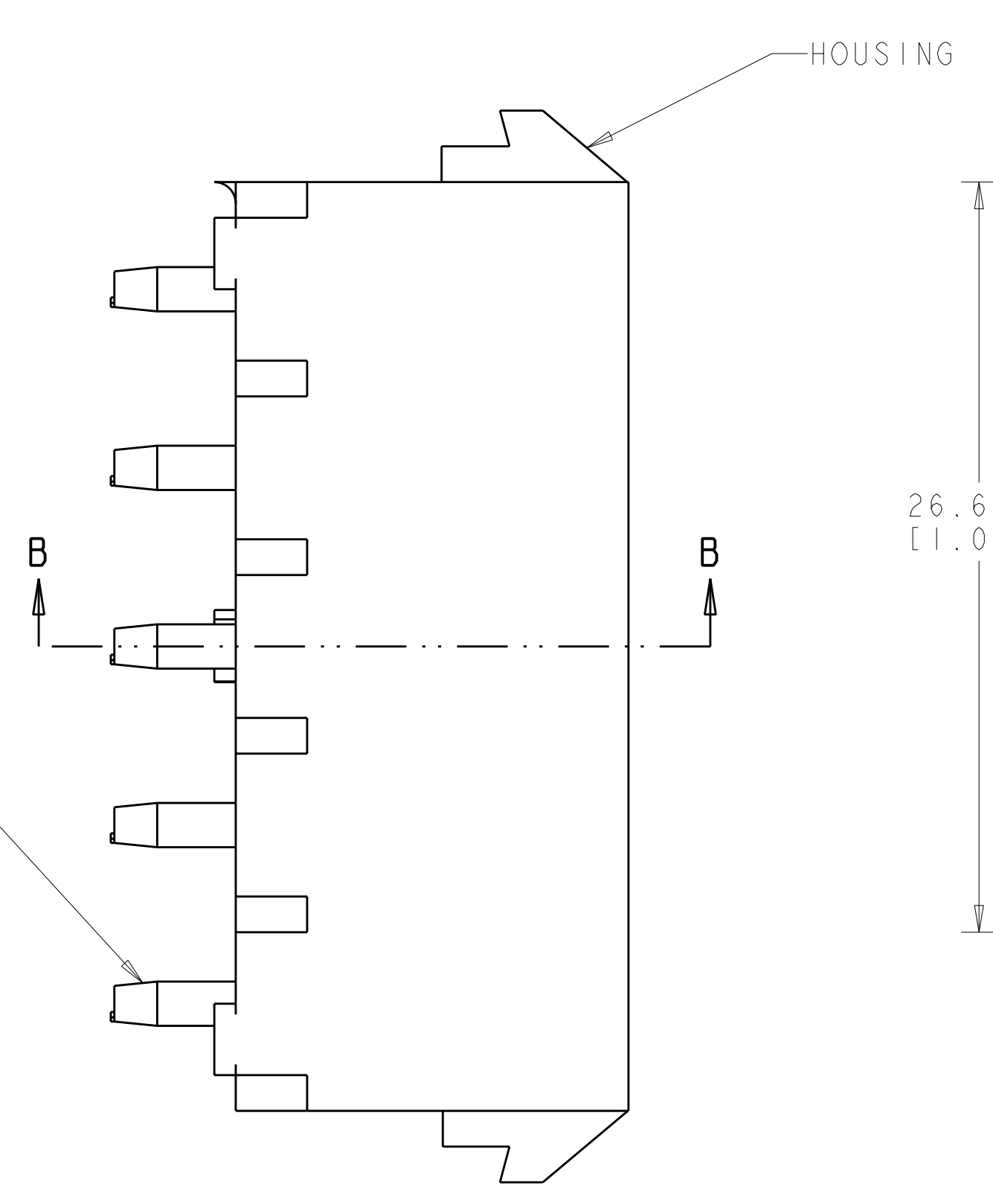
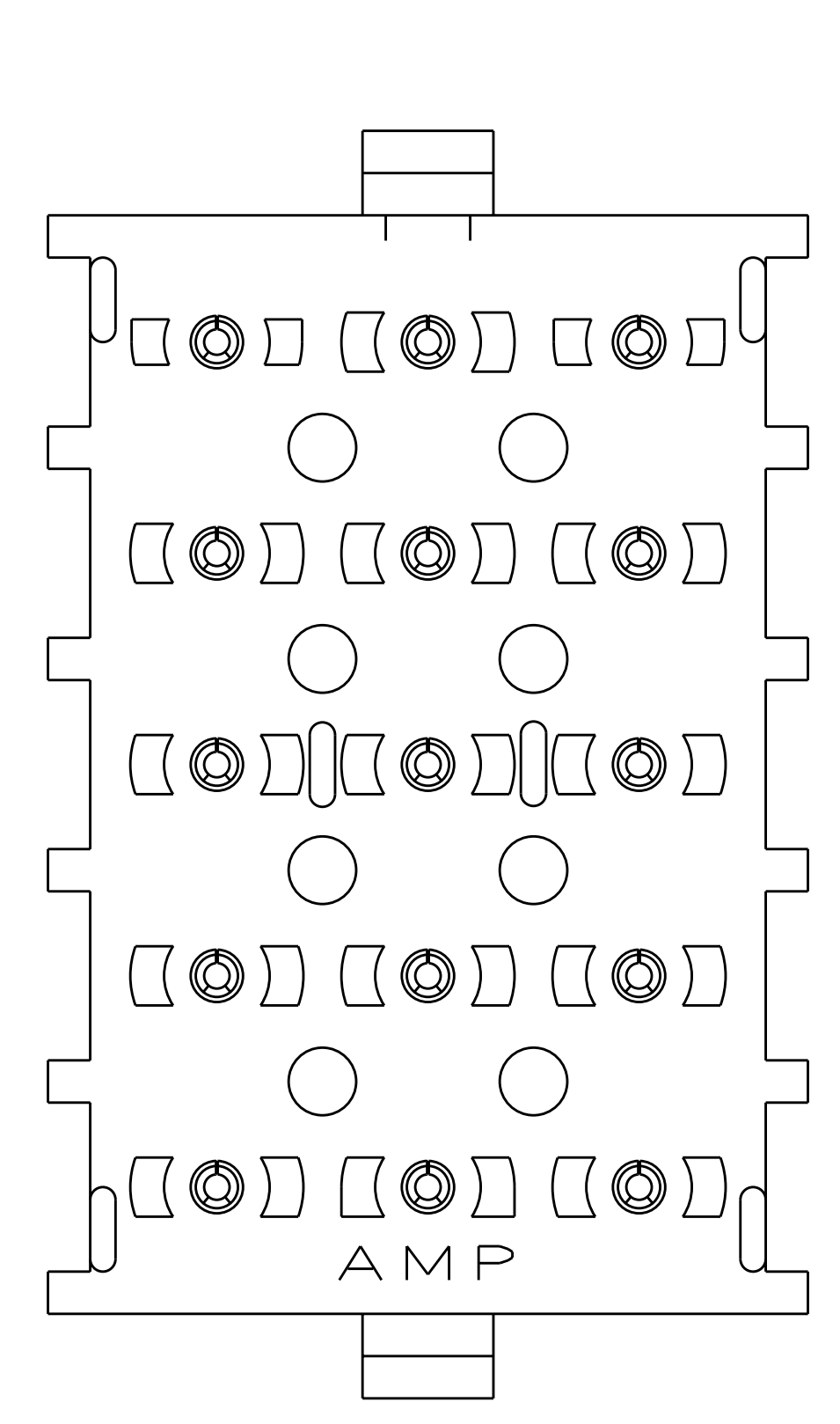
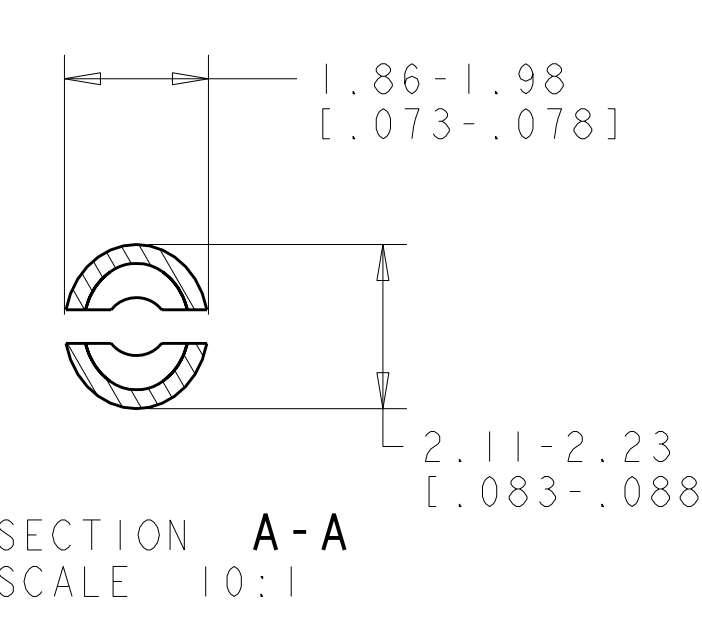
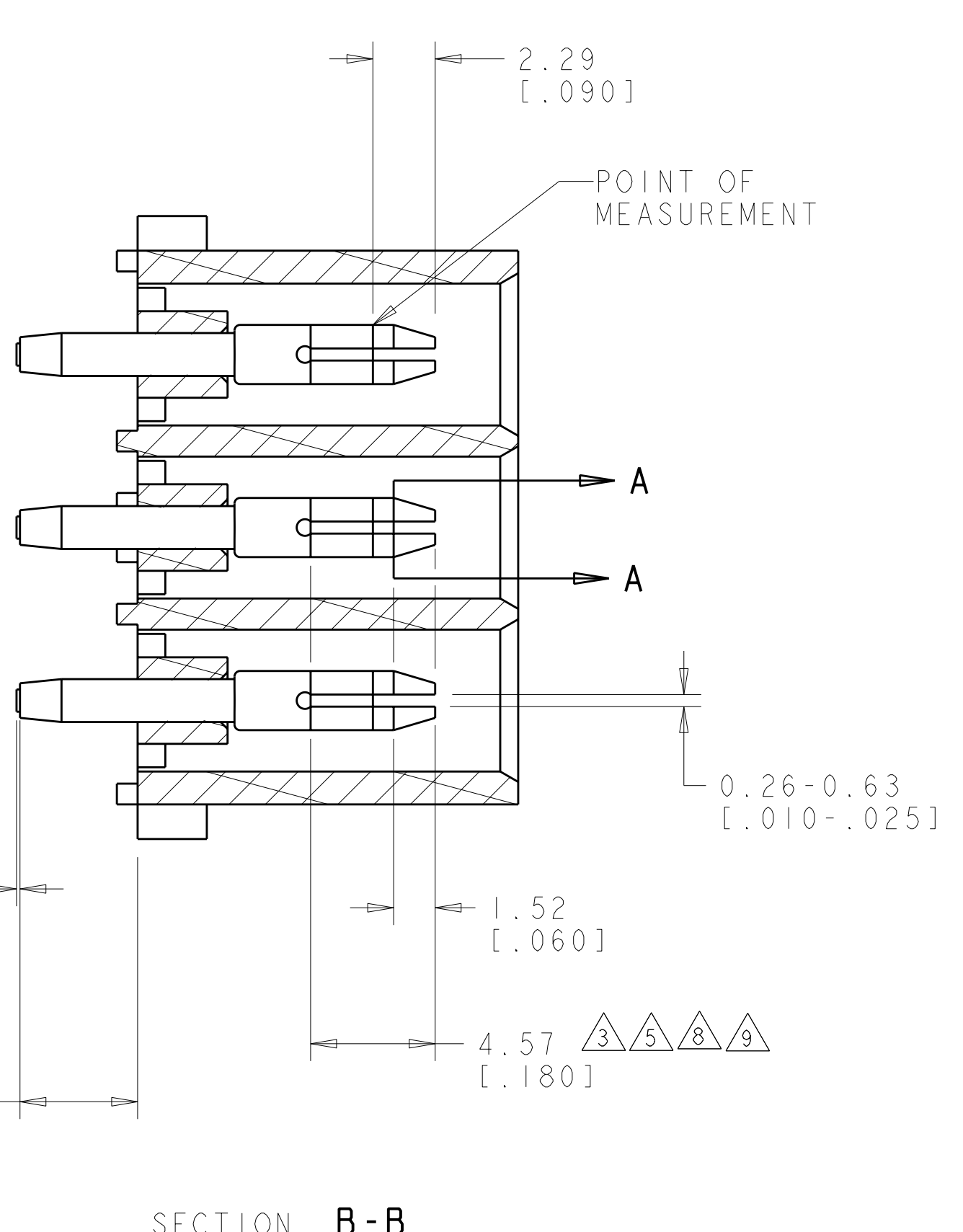
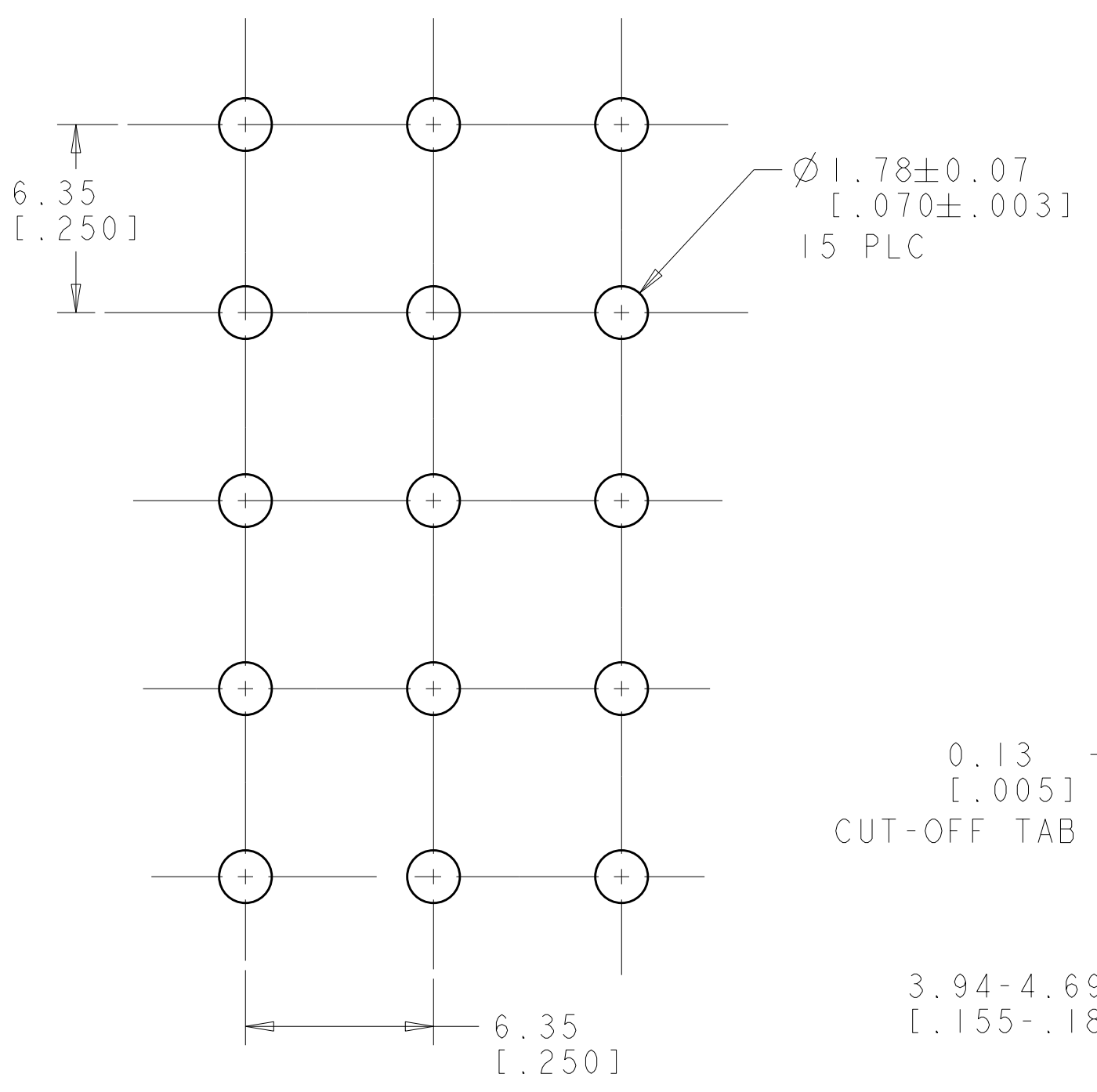


LOC	DIST	REV	DATE	BY	CHK	APP'D
CM	00	P	26 JULY 05	KW	SR	
		P1	03 AUG 06	KW	SR	
		P2	07 DEC 2007	KW	DC	

1. MATES WITH HOUSING 350736.
2. NOTE DELETED.
3. PARTS COMPLY TO AMP SOLDERABILITY SPECIFICATION 109-11-3.
4. CONTACT IS PLATED OVERALL WITH 0.00127 [0.00050] NICKEL, THEN 0.00076 [0.00030] GOLD OVER CONTACT LENGTH INDICATED AND TIN LEAD ON SOLDER TAIL END.
5. CONTACT IS PLATED OVERALL WITH 0.00127 [0.00050] NICKEL, THEN 0.00038 [0.00015] GOLD OVER CONTACT LENGTH INDICATED AND TIN LEAD ON SOLDER TAIL END.
6. PACKAGED PER SPEC 107-1202.
7. CIRCUIT IDENTIFICATION CHARACTERS ARE ADJACENT TO THE INDICATED CAVITIES, BUT LOCATION AND ORIENTATION MAY DIFFER FROM PRINT.
8. CONTACT IS PLATED OVERALL WITH 0.00127 [0.00050] NICKEL, THEN 0.00076 [0.00030] GOLD OVER CONTACT LENGTH INDICATED AND MATTE TIN ON SOLDER TAIL END.
9. CONTACT IS PLATED OVERALL WITH 0.00127 [0.00050] NICKEL, THEN 0.00038 [0.00015] GOLD OVER CONTACT LENGTH INDICATED AND MATTE TIN ON SOLDER TAIL END.
10. DIMENSIONS IN BRACKETS ARE IN INCHES.



3 DIMENSIONAL MODEL  
SCALE 4:1



PIN CONTACT MATERIAL AND FINISH	HOUSING MATERIAL AND COLOR	PART NUMBER
PHOSPOR BRONZE, PRE-TIN	NYLON, UL94V-0, NATURAL	1-350714-1
PHOSPOR BRONZE, GOLD <sup>9</sup>	NYLON, UL94V-0, NATURAL	350714-5
PHOSPOR BRONZE, GOLD <sup>8</sup>	NYLON, UL94V-0, NATURAL	350714-4
PHOSPOR BRONZE, GOLD <sup>5</sup>	NYLON, UL94V-0, NATURAL	350714-3
PHOSPOR BRONZE, GOLD <sup>4</sup>	NYLON, UL94V-0, NATURAL	350714-2
PHOSPOR BRONZE, PRE-TIN	NYLON, UL94V-0, NATURAL	350714-1

RECOMMENDED MOUNTING HOLE PATTERN FOR 1.57 [0.062] THICK P.C. BOARD HOLE THAT CORRESPONDS TO REMOVED CONTACT CAN BE OMITTED



<p>THIS DRAWING IS UNPUBLISHED. RELEASED FOR PUBLICATION. BY TYCO ELECTRONICS CORPORATION, ALL RIGHTS RESERVED.</p> <p>DATE: 26 JULY 2005                  CHK: S. RIDGILL                  APP'D: S. RIDGILL</p>	<p>NAME: PIN HEADER ASSEMBLY, 15 CIRCUIT, UNIVERSAL MATE-N-LOK(TM)</p> <p>SIZE: A1                  CAGE CODE: 00779                  DRAWING NO: 350714</p>	<p>TYCO ELECTRONICS                  Harrisburg, PA 17105-3608</p>
<p>DIMENSIONS: mm [INCHES]</p> <p>TOLERANCES UNLESS OTHERWISE SPECIFIED:</p> <p>9 PLC ± .013 [0.005]                  5 PLC ± .013 [0.005]                  4 PLC ± .013 [0.005]</p> <p>FINISH: SEE TABLE</p>	<p>APPLICABLE SPEC: PRODUCT SPEC</p> <p>WEIGHT: -</p> <p>CUSTOMER DRAWING</p>	<p>SCALE: 1:1</p> <p>SHEET 1 OF 1</p> <p>REV P2</p>